





















15 200m Backstroke Women Final

















Official

☰ Entries
☰ Heats
🏠 Summary
📄

Total
13 years
14 years
15 years
16 and older

Rank	Competitor	Age	Club	RT	PTS	Result
1	Brown Elsie	14	Coast Swim...	0.72		2:29.12 -7.83 Entry: 2:36.95
	25m: 16.42	50m: 34.24 (17.82)	75m: 52.84 (18.60)			
	100m: 1:11.80 (18.96)	125m: 1:31.19 (19.39)	150m: 1:50.43 (19.24)			
	175m: 2:10.31 (19.88)	200m: 2:29.12 (18.81)				
2	Neal Audrey	17	Coast Swim...	0.72		2:29.43 -3.38 Entry: 2:32.81
	25m: 16.02	50m: 32.52 (16.50)	75m: 50.79 (18.27)			
	100m: 1:09.78 (18.99)	125m: 1:29.90 (20.12)	150m: 1:50.45 (20.55)			
	175m: 2:10.80 (20.35)	200m: 2:29.43 (18.63)				
3	Spalding Indie	14	Porirua City...	0.73		2:30.61 -6.44 Entry: 2:37.05
	25m: 16.75	50m: 34.61 (17.86)	75m: 53.38 (18.77)			
	100m: 1:12.83 (19.45)	125m: 1:32.20 (19.37)	150m: 1:52.20 (20.00)			
	175m: 2:11.85 (19.65)	200m: 2:30.61 (18.76)				
4	Dale-Low Francesca	15	Levin Swim...	0.66		2:31.88 -4.55 Entry: 2:36.43
	25m: 16.19	50m: 33.64 (17.45)	75m: 52.18 (18.54)			
	100m: 1:11.66 (19.48)	125m: 1:31.75 (20.09)	150m: 1:51.76 (20.01)			
	175m: 2:12.13 (20.37)	200m: 2:31.88 (19.75)				
5	Loomes Maya	17	Mt Eden Sw...	0.65		2:31.93 -2.25 Entry: 2:34.18
	25m: 16.71	50m: 35.04 (18.33)	75m: 53.86 (18.82)			
	100m: 1:13.25 (19.39)	125m: 1:33.07 (19.82)	150m: 1:52.95 (19.88)			
	175m: 2:13.00 (20.05)	200m: 2:31.93 (18.93)				
6	Tuohy Milla	15	Coast Swim...	0.75		2:32.80 -6.15 Entry: 2:38.95
	25m: 16.60	50m: 34.61 (18.01)	75m: 53.57 (18.96)			
	100m: 1:13.23 (19.66)	125m: 1:32.82 (19.59)	150m: 1:53.27 (20.45)			
	175m: 2:13.38 (20.11)	200m: 2:32.80 (19.42)				
7	Doney Aubrey	14	Wharenui S...	0.76		2:33.33 -3.63 Entry: 2:36.96
	25m: 16.75	50m: 34.89 (18.14)	75m: 53.88 (18.99)			
	100m: 1:13.74 (19.86)	125m: 1:33.79 (20.05)	150m: 1:54.53 (20.74)			
	175m: 2:13.95 (19.42)	200m: 2:33.33 (19.38)				
8	Brightwell Helen	15	Tawa Swim...	0.61		2:33.70 -4.40 Entry: 2:38.10
	25m: 17.30	50m: 35.48 (18.18)	75m: 54.72 (19.24)			
	100m: 1:14.26 (19.54)	125m: 1:34.23 (19.97)	150m: 1:54.11 (19.88)			
	175m: 2:14.27 (20.16)	200m: 2:33.70 (19.43)				
9	Prince Kaia	13	Aquabladz NP	0.74		2:33.98 -5.81 Entry: 2:39.79
	25m: 17.40	50m: 35.79 (18.39)	75m: 55.09 (19.30)			

	100m: 1:14.78 (19.69) 175m: 2:14.75 (19.91)	125m: 1:34.56 (19.78) 200m: 2:33.98 (19.23)	150m: 1:54.84 (20.28)		
10	 Murphy Rae	15	 Greymouth ...	0.64	2:34.87 -4.80 Entry: 2:39.67
	25m: 17.41 100m: 1:15.35 (20.14) 175m: 2:15.95 (19.93)	50m: 35.70 (18.29) 125m: 1:35.35 (20.00) 200m: 2:34.87 (18.92)	75m: 55.21 (19.51) 150m: 1:56.02 (20.67)		
11	 Smith Lily	15	 Liz van Weli...	0.63	2:35.75 -4.44 Entry: 2:40.19
	25m: 17.10 100m: 1:16.11 (20.51) 175m: 2:16.71 (20.28)	50m: 35.74 (18.64) 125m: 1:36.41 (20.30) 200m: 2:35.75 (19.04)	75m: 55.60 (19.86) 150m: 1:56.43 (20.02)		
12	 Tang Winnie	14	 North Shor...	0.69	2:35.80 -0.46 Entry: 2:36.26
	25m: 16.75 100m: 1:14.47 (19.66) 175m: 2:15.63 (20.67)	50m: 35.31 (18.56) 125m: 1:34.48 (20.01) 200m: 2:35.80 (20.17)	75m: 54.81 (19.50) 150m: 1:54.96 (20.48)		
13	 Spooner Khloe	13	 Selwyn Swi...	0.70	2:35.81 -5.48 Entry: 2:41.29
	25m: 17.27 100m: 1:15.17 (19.67) 175m: 2:16.18 (20.70)	50m: 35.96 (18.69) 125m: 1:35.16 (19.99) 200m: 2:35.81 (19.63)	75m: 55.50 (19.54) 150m: 1:55.48 (20.32)		
14	 Wilson Bella	16	 Ashburton ...	0.78	2:36.98 -0.46 Entry: 2:37.44
	25m: 18.09 100m: 1:16.58 (20.02) 175m: 2:18.10 (20.55)	50m: 37.04 (18.95) 125m: 1:36.56 (19.98) 200m: 2:36.98 (18.88)	75m: 56.56 (19.52) 150m: 1:57.55 (20.99)		
15	 Farmiloe Alexis	13	 Whangarei ...	0.70	2:37.48 -7.09 Entry: 2:44.57
	25m: 17.41 100m: 1:16.03 (20.23) 175m: 2:18.32 (21.04)	50m: 36.04 (18.63) 125m: 1:36.31 (20.28) 200m: 2:37.48 (19.16)	75m: 55.80 (19.76) 150m: 1:57.28 (20.97)		
16	 Curtis Alexandria	13	 Waverley S...	0.71	2:38.36 -2.83 Entry: 2:41.19
	25m: 18.48 100m: 1:19.25 (20.65) 175m: 2:19.61 (19.35)	50m: 38.51 (20.03) 125m: 1:39.68 (20.43) 200m: 2:38.36 (18.75)	75m: 58.60 (20.09) 150m: 2:00.26 (20.58)		
17	 Strydom Lome	16	 Pukekohe S...	0.70	2:38.53 +4.77 Entry: 2:33.76
	25m: 17.70 100m: 1:17.25 (20.53) 175m: 2:19.13 (20.42)	50m: 37.07 (19.37) 125m: 1:37.74 (20.49) 200m: 2:38.53 (19.40)	75m: 56.72 (19.65) 150m: 1:58.71 (20.97)		
18	 Daly Harriett	14	 Tasman Swi...	0.75	2:38.60 -1.51 Entry: 2:40.11
	25m: 16.57 100m: 1:15.48 (20.33) 175m: 2:18.75 (21.10)	50m: 35.40 (18.83) 125m: 1:36.37 (20.89) 200m: 2:38.60 (19.85)	75m: 55.15 (19.75) 150m: 1:57.65 (21.28)		
19	 Overend Amy	14	 Selwyn Swi...	0.70	2:39.01 +1.45 Entry: 2:37.56
	25m: 17.81 100m: 1:16.28 (20.23) 175m: 2:18.37 (20.88)	50m: 36.34 (18.53) 125m: 1:36.80 (20.52) 200m: 2:39.01 (20.64)	75m: 56.05 (19.71) 150m: 1:57.49 (20.69)		

20	 Child Imogen	13	 North Shore...	0.62	2:40.03 -3.57 Entry: 2:43.60
	25m: 17.07	50m: 35.88 (18.81)	75m: 55.94 (20.06)		
	100m: 1:16.54 (20.60)	125m: 1:37.27 (20.73)	150m: 1:58.46 (21.19)		
	175m: 2:19.45 (20.99)	200m: 2:40.03 (20.58)			
21	 Maltai-Spence Sophia	15	 Liz van Weli...	0.77	2:40.72 +3.60 Entry: 2:37.12
	25m: 17.40	50m: 35.95 (18.55)	75m: 55.59 (19.64)		
	100m: 1:16.10 (20.51)	125m: 1:36.83 (20.73)	150m: 1:58.22 (21.39)		
	175m: 2:19.82 (21.60)	200m: 2:40.72 (20.90)			
22	 Sherwin Grace	13	 Kiwi West A...	0.72	2:41.65 -1.99 Entry: 2:43.64
	25m: 18.04	50m: 37.63 (19.59)	75m: 57.87 (20.24)		
	100m: 1:18.63 (20.76)	125m: 1:39.38 (20.75)	150m: 2:00.86 (21.48)		
	175m: 2:21.77 (20.91)	200m: 2:41.65 (19.88)			
23	 Bowskill Charlotte	16	 Pukekohe S...	0.74	2:42.53 +3.61 Entry: 2:38.92
	25m: 17.45	50m: 36.69 (19.24)	75m: 57.09 (20.40)		
	100m: 1:18.08 (20.99)	125m: 1:39.32 (21.24)	150m: 2:00.75 (21.43)		
	175m: 2:21.92 (21.17)	200m: 2:42.53 (20.61)			
24	 Whyte Tamara	13	 Kiwi West A...	0.77	2:45.16 +0.58 Entry: 2:44.58
	25m: 18.21	50m: 38.19 (19.98)	75m: 58.41 (20.22)		
	100m: 1:19.71 (21.30)	125m: 1:40.89 (21.18)	150m: 2:02.68 (21.79)		
	175m: 2:24.59 (21.91)	200m: 2:45.16 (20.57)			
25	 Ferguson Ariana	17	 North Cant...	0.69	2:45.26 +11.65 Entry: 2:33.61
	25m: 17.38	50m: 36.67 (19.29)	75m: 57.20 (20.53)		
	100m: 1:18.16 (20.96)	125m: 1:39.32 (21.16)	150m: 2:01.05 (21.73)		
	175m: 2:23.21 (22.16)	200m: 2:45.26 (22.05)			
26	 Cunningham Kate	14	 Vikings Swi...	0.77	2:49.89 +6.65 Entry: 2:43.24
	25m: 18.46	50m: 39.18 (20.72)	75m: 1:00.93 (21.75)		
	100m: 1:23.63 (22.70)	125m: 1:45.37 (21.74)	150m: 2:07.79 (22.42)		
	175m: 2:29.56 (21.77)	200m: 2:49.89 (20.33)			
-	 Cameron Simone	14	 Stratford Fl...		DNS